

DURASHUTTER™

ROLLING COUNTER SHUTTERS



DuraShutter SELECT in aluminum

A T T R A C T I V E

D U R A B L E

D E P E N D A B L E

Asselin
Industriel
Porte Dorion 1948

1660 Cité des Jeunes
Les Cèdres, Québec
Canada, J7T 1K9
asselininc@gmail.com
www.asselinindustriel.com
www.portesdorion.com
450-200-0633 Vaudreuil-Soulange
514-453-5120 Montréal

DURASHUTTER™

ROLLING COUNTER SHUTTERS

With a proven track record for durability, DuraShutter counter shutters are ideal for retail and commercial facilities where both appearance and dependability are important.

DuraShutter STANDARD

Designed for a variety of common applications, this shutter provides Raynor reliability and durability to meet or exceed the requirements of daily use. Available with the widest selection of quality features and options.

DuraShutter SELECT

Available in aluminum or stainless steel, this shutter is ideal for applications requiring unique materials or performance characteristics to meet specific design requirements.



DuraShutter SELECT in stainless steel, with optional slip-in integral frame

Series MODEL	Slat Materials (Thickness)	Slat Profiles	Guides	Maximum Sizes	Maximum Sizes (Integral Frame Option)	Colors/Finishes
DuraShutter STANDARD	Steel (22 Ga.)	Flat Perforated Flat	Steel	20' Width 8' Height	11'6" Width 5'6" Height 4 1/2"-12" Wall Thickness	Gray, 187 ArmorBrite™ Colors
DuraShutter SELECT	Aluminum (.05") Stainless Steel (22 Ga.) Steel (22 Ga.)*	Flat	Stainless Steel Aluminum	20' Width 8' Height	11'6" Width 6'6" Height 4 1/2"-12" Wall Thickness	Stainless Steel #4, Clear-Anodized

NOTE Contact factory for special sizes.

WARRANTY DuraShutter counter shutters carry a 1-year limited warranty. See your local Raynor Dealer for complete details.

* With stainless steel integral frame option only.

MODEL OPTIONS AND UPGRADES

① **187 ArmorBrite™ colors.**
Choose your color! DuraShutter frames and curtains can be powder-coated in any of 187 colors to match your design scheme.

② **Brush seals.**
A brush-type guide (shown) or header seal increases energy efficiency.



INTEGRAL FRAME OPTIONS

Integral Frame Counter Shutters Are Ready To Go.

Offered in built-in and slip-in styles, Raynor integral frame counter shutters provide maximum strength and security with metal frames, shutters and sills that are factory-assembled as a complete unit. Both options are available with manual, crank or motor operation. Each offers a clean appearance and unique advantages depending on your application needs.



Slip-in style frames.

For your existing walls, the slip-in style frames are a sleek and easy solution.

Shown: DuraShutter SELECT in stainless steel



Built-in style frames.

For masonry walls not yet constructed, built-in style frames provide a clean, finished appearance.

Shown: DuraShutter STANDARD with optional ArmorBrite™ finish

TUBE MOTOR OPERATION



Eclipse™ tube motors.
 Are ideal for easy and convenient operation. Concealed inside the barrel assembly, this quiet torque-rated motor runs smoothly at the touch of a button.

OTHER OPERATION METHODS



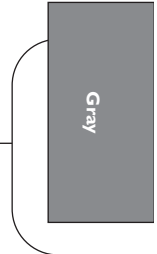
PowerHoist operators.
 For larger sized counter shutters, choose a reliable 1/4 hp PowerHoist™ jackshaft operator.



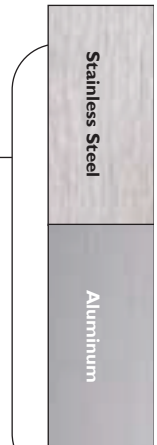
Motor cover.
 Motor covers are helpful for noise reduction and provide an attractive look.



Crank operation.
 Hand-crank operation is available on all DuraShutter counter shutters.



DuraShutter STANDARD counter shutters are available in Gray. Counter shutter frames and curtains can also be powdercoated in any of 187 ArmorBrite™ colors.



DuraShutter SELECT counter shutters are available in Stainless Steel with a #4 finish or in Aluminum with a clear-anodized finish.


Every DuraShutter counter shutter is built for superior performance and includes the features listed below. For additional options, please see the inside pages.



1

Curtain hood.

Curtain hoods are square and designed for maximum structural rigidity.



2

Curtain.


All DuraShutter curtains are constructed with heavy-duty steel, stainless steel or aluminum flat slats.



3

Counterbalance system.


A torsion-spring-operated system, enclosed in a structural steel barrel, effectively counterbalances the door for a minimum of 7,500 cycles.




4

Guides.

Guides, constructed of steel, stainless steel or aluminum, allow for face or jamb mounting. Wool pile strips inside the guides provide smooth, quiet operation.



(DuraShutter STANDARD model shown)



5

Bottom bar.

Curtain bottoms are constructed of steel or stainless steel with a foam edge to protect the sill. Extruded aluminum bottom bars feature a vinyl seal.



6

Locks.

Cylinder or thumb-turn locks help keep your building secure. Thumb-turn locks are standard on shutters with manual or crank operation.

APPLICATION GUIDE

	DuraShutter STANDARD	DuraShutter SELECT
Cafeteria/Concessions	●	●
High Security	○	○
Pharmacy	●	●
Retail Service	●	●

● Best Choice ○ Good Solution